

**BOLINAS COMMUNITY PUBLIC
UTILITY DISTRICT
(A California Public Utility District)**

**BASIC
FINANCIAL STATEMENTS**

**For the Years Ended
June 30, 2016 and 2015**

CONTENTS

	<u>Page</u>
Independent Auditor's Report	1 - 2
Management's Discussion and Analysis	3 - 7
Financial Statements	
Statements of Net Position - Proprietary Enterprise Fund	8
Statements of Revenues, Expenses and Net Position - Proprietary Enterprise Fund	9
Statements of Cash Flows - Proprietary Enterprise Fund	10
Notes to Financial Statements	11 - 24
Required Supplementary Information	
Schedule of District's Proportionate Share of the Net Pension Liability	26
Schedule of Pension Contributions	27



55 Mitchell Blvd., Ste. 3
San Rafael, CA 94903
Phone (415) 491-1130 * Fax (415) 524-4167
www.DoranAssociates.net
Member CalCPA and AICPA

INDEPENDENT AUDITOR'S REPORT

To the Board of Directors
Bolin Community Public Utility District
Bolin, California

We have audited the accompanying financial statements of the business-type activities of the Bolin Community Public Utility District (a California special district), as of and for the years ended June 30, 2016 and 2015, and the related notes to the financial statements, which collectively comprise the District's basic financial statements as listed in the table of contents.

Management's Responsibility for the Financial Statements

Management is responsible for the preparation and fair presentation of these financial statements in accordance with accounting principles generally accepted in the United States of America and the California State Controller's *Minimum Audit Requirements for California Special Districts*; this includes the design, implementation, and maintenance of internal control relevant to the preparation and fair presentation of financial statements that are free from material misstatement, whether due to fraud or error.

Auditor's Responsibility

Our responsibility is to express opinions on these financial statements based on our audits. We conducted our audits in accordance with auditing standards generally accepted in the United States of America and the California State Controller's *Minimum Audit Requirements for California Special Districts*. Those standards require that we plan and perform the audits to obtain reasonable assurance about whether the financial statements are free from material misstatement.

An audit involves performing procedures to obtain audit evidence about the amounts and disclosures in the financial statements. The procedures selected depend on the auditor's judgment, including the assessment of the risks of material misstatement of the financial statements, whether due to fraud or error. In making those risk assessments, the auditor considers internal control relevant to the entity's preparation and fair presentation of the financial statements in order to design audit procedures that are appropriate in the circumstances, but not for the purpose of expressing an opinion on the effectiveness of the entity's internal control. Accordingly, we express no such opinion. An audit also includes evaluating the appropriateness of accounting policies used and the reasonableness of significant accounting estimates made by management, as well as evaluating the overall presentation of the financial statements.

We believe that the audit evidence we have obtained is sufficient and appropriate to provide a basis for our audit opinions.

Opinions

In our opinion, the financial statements referred to above present fairly, in all material respects, the financial position of the business-type activities of the Bolinas Community Public Utility District as of June 30, 2016 and 2015, and the respective changes in financial position and cash flows for the years then ended in accordance with accounting principles generally accepted in the United States of America and the California State Controller's *Minimum Audit Requirements for California Special Districts*.

Other Matters*Required Supplementary Information*

Accounting principles generally accepted in the United States of America require that the management's discussion and analysis and pension plan information on pages 3-7 and 26-27 be presented to supplement the basic financial statements. Such information, although not a part of the basic financial statements, is required by the Governmental Accounting Standards Board, who considers it to be an essential part of financial reporting for placing the basic financial statements in an appropriate operational, economic, or historical context. We have applied certain limited procedures to the required supplementary information in accordance with auditing standards generally accepted in the United States of America, which consisted of inquiries of management about the methods of preparing the information and comparing the information for consistency with management's responses to our inquiries, the basic financial statements, and other knowledge we obtained during our audits of the basic financial statements. We do not express an opinion or provide any assurance on the information because the limited procedures do not provide us with sufficient evidence to express an opinion or provide any assurance.

Doran & Associates

January 26, 2017

BOLINAS COMMUNITY PUBLIC UTILITY DISTRICT
(A California Public Utility District)

MANAGEMENT'S DISCUSSION AND ANALYSIS
For the year ended June 30, 2016

General Overview

The Bolinas Community Public Utility District ("BCPUD")'s primary objective is to deliver a range of cost-effective services to the residents of Bolinas. These include, but are not limited to, municipal drinking water service; wastewater collection and treatment; solid waste management; drainage and flood control services.

BCPUD's strategic direction is set within the requirements of the California Public Utilities Code, Division 7, *The Public Utility District Act*.

This discussion and analysis of the Bolinas Community Public Utility District's financial performance provides an overview of the District's financial activities for the fiscal year ended June 30, 2016. Please review it in conjunction with the basic financial statements and notes to the statements that begin on page 8.

Using This Annual Report

The first statement in the audit report, on page 8 is titled Statements of Net Position – Proprietary Enterprise Fund ("Net Position Statement"). The second statement, on page 9, is titled Statements of Revenues, Expenses and Net Position – Proprietary Enterprise Fund ("Revenue and Expenses Statement"). The third statement, on page 10, is titled Statements of Cash Flows – Proprietary Enterprise Fund ("Cash Flow Statement"). Following these statements are the Notes To Financial Statements ("Notes"), which provide explanations of specific items and sections of the report, as well as additional detail in tabular form. The Notes are integral to the Financial Statements.

The Net Position Statement can be seen as a snapshot of BCPUD's financial status effective June 30, 2016. It indicates the amount of cash and cash equivalents the District had on hand at the end of the fiscal period, as well as the value of the fixed assets owned by the District (buildings, equipment, land, pipelines, dams, etc.). This statement also shows total liabilities, including bills that were due at the end of the fiscal period, as well as total long-term debt. Finally, the statement shows total equity, or the net worth of the District. Assets equal Liabilities plus Net Position.

The Net Position Statements contains references to the Notes. The Notes provide additional detail and/or explanations for line items in the Net Position Statement. For example, on the Net Position Statements, under Liabilities and Net Position, there is a line item: Long-term debt, net of current portion (Note 6). The line item shows the total long-term debt, net of current portion, for the fiscal period ending June 30, 2016. Note 6 breaks the line item into current and long-term portions and includes a brief explanation of this debt, which consists of a single loan from the California Department of Public Health (now the State Water Resources Control Board); the loaned funds were used by the district to finance a water system improvement project (i.e., the relocation of the Terrace Avenue Water Main).

BOLINAS COMMUNITY PUBLIC UTILITY DISTRICT
(A California Public Utility District)

MANAGEMENT'S DISCUSSION AND ANALYSIS
For the year ended June 30, 2016

The Revenue and Expenses Statement shows the specific sources of income for the past fiscal year, and the specific operational targets of expenses. It also indicates that BCPUD had a Net Operating Income of \$66,805 for the period ending June 30, 2016.

The Cash Flow Statement provides a detailed picture of adjustments to and changes in the District's cash position for the fiscal periods. The first line item under Reconciliation Of Net Operating Income To Net Cash Provided By Operating Activities shows the Net Operating Income figure from the Revenue and Expenses Statement. That can also be derived from the Cash Flow Statement's two line items – Net Cash Provided by Operating Activities minus Total Adjustments.

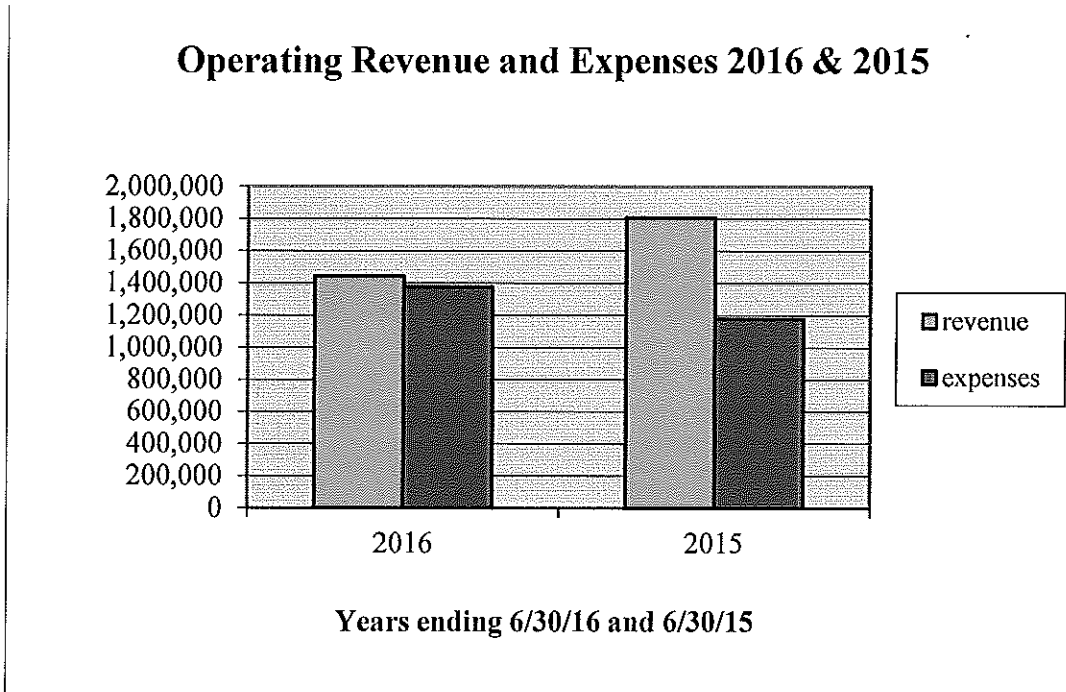
Financial Highlights

- The District's financial statements for the period ending June 30, 2016 reflect the implementation of the Governmental Accounting Standards Board ("GASB") Statement No. 68 (known as "GASB 68"), which revised and established new financial reporting requirements for governments that provide their employees with pension benefits effective as of the 2015 fiscal year. Significantly, GASB 68 requires that employers recognize a liability as employees earn their pension benefits (that is, as they provide services to the government). Specifically, employers are required to recognize their net pension liability, deferred outflows of resources, deferred inflows of resources and pension expense. The District's Statements of Net Position on page 8 and the accompanying Note 4 reflect these requirements and were determined on the basis of information provided to the District by CalPERS (including CalPERS's actuarial assumptions as detailed in Note 4 on page 18), the pension plan provider/administrator. The District's net pension liability for the period ending June 30, 2016 was \$411,538.
- The District's operating revenue (see page 9, Revenues and Expenses Statement) for the period ending June 30, 2016 declined overall as compared to the period ending June 30, 2015 due primarily to the fact that revenue received during that prior period was supplemented by the District's receipt of a one-time grant in the amount of \$479,961 from the California Department of Parks and Recreation for the renovation of the ball fields at Mesa Park, the installation of irrigation systems for these fields, and the addition of public restrooms. Notably, cash received from customers (see page 10, Statements of Cash Flows) for the period ending June 30, 2016 increased overall as compared to the period ending June 30, 2015 as a result of increased service charges and property tax revenue.
- Operating expenses for the District were \$1,376,249 (see page 9, Revenue and Expenses Statements), which is an increase of \$198,557 from the operating expenses reported for the fiscal year ended 2015 (\$1,177,692) due primarily to an increase in employee salaries, benefits (the district hired an additional shift operator) and plant expenses, which included the long-term rental of a sewage bypass pump pending the replacement of the existing pumps at the Wharf Road Lift Station.

BOLINAS COMMUNITY PUBLIC UTILITY DISTRICT
(A California Public Utility District)

MANAGEMENT'S DISCUSSION AND ANALYSIS
For the year ended June 30, 2016

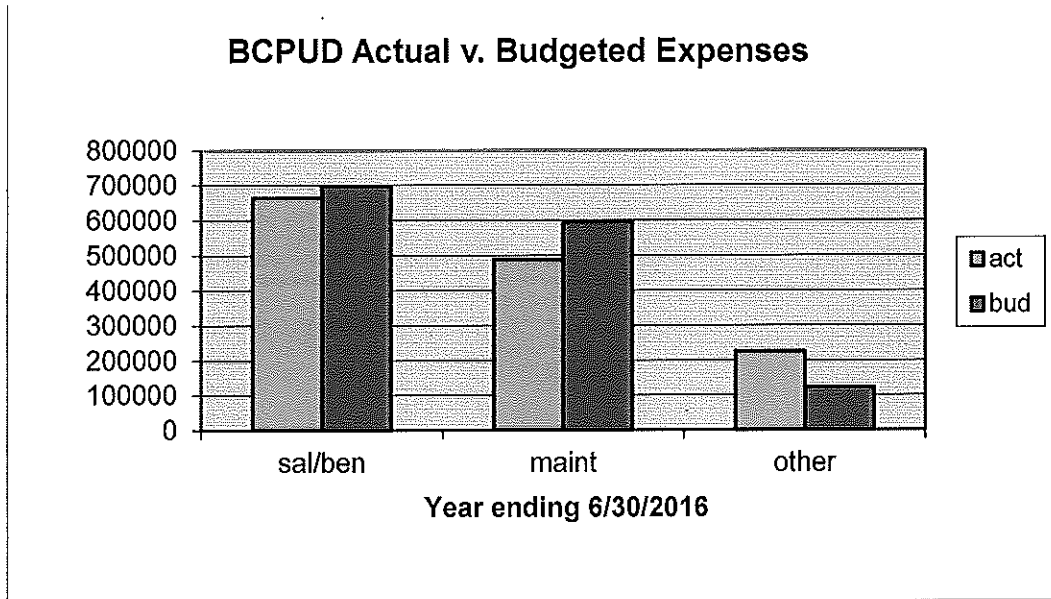
- Depreciation expense was \$233,838 for the fiscal year ended June 30, 2016. See Note 3 of the financial statements on pages 14-15 for detail of non-depreciable assets (land), and depreciable assets (plant, system and other equipment, and vehicles) with additions during the year, and accumulated depreciation expense.
- The chart below compares total operating revenue and expenditures for the fiscal years ending June 30, 2016 and June 30, 2015 and illustrates the District's net operating income of \$66,805 for the period ending June 30, 2016 as compared to the district's net operating income of \$ 629,014 for the period ending June 30, 2015:



- The next two charts below show actual versus budgeted expenses and actual versus budgeted revenue, respectively, for the fiscal year ended June 30, 2016. The expenses chart illustrates that with respect to salaries and benefits and maintenance, BCPUD was under budget for the year, whereas with respect to other expenses, BCPUD was above budget for the year due to an unbudgeted project to remove a large stand of hazardous trees from district property adjacent to Olema-Bolinas Road and over the sewer force main.

BOLINAS COMMUNITY PUBLIC UTILITY DISTRICT
(A California Public Utility District)

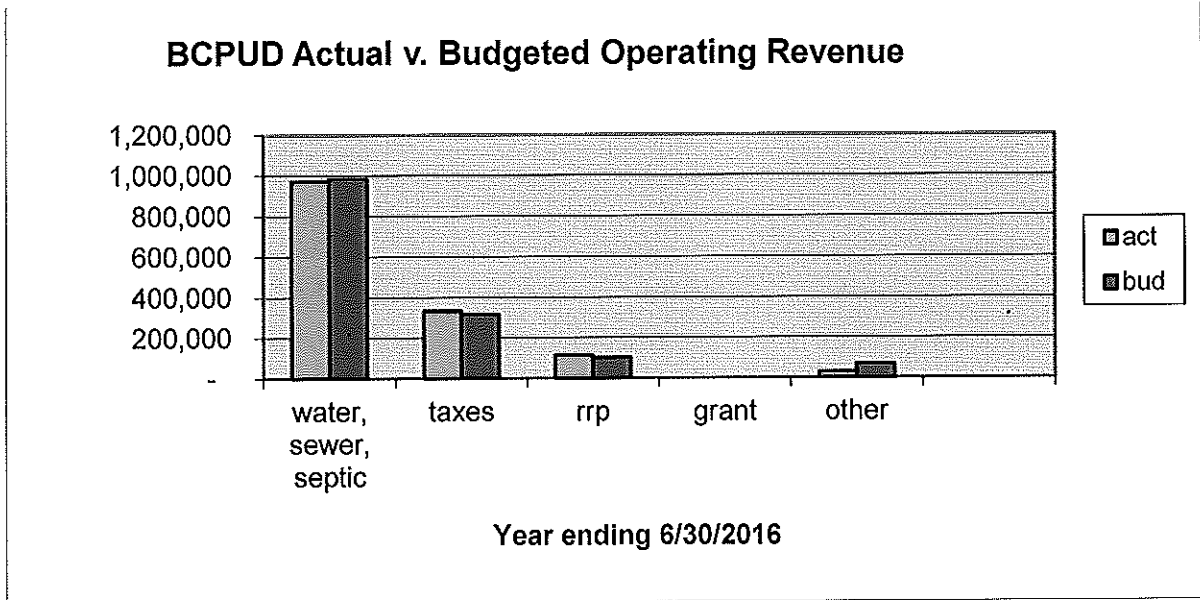
MANAGEMENT'S DISCUSSION AND ANALYSIS
For the year ended June 30, 2016



- The revenue chart reveals that the District's actual revenue for the fiscal year ending June 30, 2016 (\$1,443,054), came in slightly below budget projection (which was \$1,468,813, not including funds budgeted as revenue to be spent from the district's designated and reserve funds). The chart below indicates that revenue from water, sewer and septic services was slightly under projections, whereas property tax revenues and Resource Recovery Project revenues were slightly above projections. Annual charges for water and sewer service, and for the District's ongoing efforts to improve drainage/flood control and onsite wastewater system functioning, are placed on the Marin County property tax bill and this revenue plus revenue from water sales directly to customers comprise approximately 70% of total water, sewer and septic revenue.
- Revenue generated by the Resource Recovery Project (the Resource Recovery Project is a paid disposal site for green waste (yard and tree trimmings) came in approximately 10% above budget. In addition to fees from green waste disposal, the Resource Recovery Project receives income from the sale of finished mulch and compost.

BOLINAS COMMUNITY PUBLIC UTILITY DISTRICT
(A California Public Utility District)

MANAGEMENT'S DISCUSSION AND ANALYSIS
For the year ended June 30, 2016



This financial report is designed to provide a general overview of the District's fiscal situation for all those with an interest in the BCPUD's finances. Questions concerning any of the information in this report, or requests for additional financial information should be addressed to: General Manager, BCPUD, P.O. Box 390, Bolinas, California 94924

BOLINAS COMMUNITY PUBLIC UTILITY DISTRICT
(A California Public Utility District)

STATEMENTS OF NET POSITION - PROPRIETARY ENTERPRISE FUND
June 30, 2016 and 2015

	2016	2015
ASSETS		
Current assets:		
Cash, cash equivalents, and investments (Notes 1 and 2)	\$ 1,989,179	\$ 2,011,831
Accounts receivable (Note 1)	34,342	25,794
Prepaid expenses	3,730	7,941
Total current assets	2,027,251	2,045,566
Capital assets, net of accumulated depreciation of \$6,012,044 at 2016 and \$5,778,206 at 2015 (Notes 1 and 3)	4,356,957	4,583,815
Construction in progress (Note 3)	500,063	302,119
Loan fees, net of accumulated amortization of \$79,736 at 2016 and \$72,979 at 2015	43,497	50,254
Deferred outflows of resources, pension plan (Note 4)	52,656	40,778
Total assets	\$ 6,980,424	\$ 7,022,532
LIABILITIES AND NET POSITION		
Current liabilities:		
Accounts payable and accrued expenses	\$ 41,614	\$ 37,773
Current portion of bonds payable (Note 5)	59,939	59,938
Current portion of long-term debt (Note 6)	20,479	29,289
Accrued interest payable	-	600
Accrued salaries and vacation	38,211	29,188
Fiscal agency funds	3,182	3,182
Total current liabilities	163,425	159,970
Bonds payable, net of current portion (Note 5)	371,560	431,498
Long-term debt, net of current portion (Note 6)	415,330	426,535
Net pension liability (Note 4)	411,538	474,834
Total liabilities	1,361,853	1,492,837
Deferred inflows of resources, pension plan (Note 4)	134,599	99,648
Net position (Note 1):		
Invested in capital assets, net of related debt	4,033,209	3,988,928
Restricted for payment of debt service	32,117	4,775
Unrestricted	1,418,646	1,436,344
Total net position	5,483,972	5,430,047
Total liabilities and net position	\$ 6,980,424	\$ 7,022,532

The accompanying notes are an integral part of these financial statements.

BOLINAS COMMUNITY PUBLIC UTILITY DISTRICT
(A California Public Utility District)

STATEMENTS OF REVENUES, EXPENSES AND NET POSITION -
PROPRIETARY ENTERPRISE FUND
For the years ended June 30, 2016 and 2015

	2016	2015
OPERATING REVENUE		
Water, sewer and septic service	\$ 970,364	\$ 861,250
Property taxes and special assessments (Note 7)	332,637	307,095
Resource recovery revenue	111,763	113,175
Grant income, Mesa Park	-	479,961
Other revenue (Note 8)	28,290	45,225
Total operating revenue	<u>1,443,054</u>	<u>1,806,706</u>
OPERATING EXPENSES		
Salaries	499,287	456,624
Employee benefits	164,263	138,622
Insurance	20,566	30,829
Plant expenses	209,012	114,404
Power and fuel	19,707	17,920
Office expense	31,963	30,503
Trucks	3,884	2,738
Professional fees	57,666	53,267
Directors' fees	15,000	15,000
Depreciation (Note 3)	233,838	256,922
Other expenses	121,063	60,863
Total operating expenses	<u>1,376,249</u>	<u>1,177,692</u>
Net operating income	<u>66,805</u>	<u>629,014</u>
OTHER INCOME AND (EXPENSES)		
Amortization	(6,757)	(6,758)
Interest income	4,661	3,932
Interest expense	(10,784)	(20,958)
Total other income and (expenses)	<u>(12,880)</u>	<u>(23,784)</u>
Change in net position	<u>53,925</u>	<u>605,230</u>
Total net position, beginning of year, original	5,430,047	5,397,678
Prior period adjustment (Note 9)	-	(572,861)
Total net position, beginning of year, adjusted	<u>5,430,047</u>	<u>4,824,817</u>
Total net position, end of year	<u>\$ 5,483,972</u>	<u>\$ 5,430,047</u>

The accompanying notes are an integral part of these financial statements.

BOLINAS COMMUNITY PUBLIC UTILITY DISTRICT
(A California Public Utility District)

STATEMENTS OF CASH FLOWS - PROPRIETARY ENTERPRISE FUND
For the years ended June 30, 2016 and 2015

	2016	2015
CASH FLOWS FROM OPERATING ACTIVITIES		
Cash received from customers	\$ 1,434,506	\$ 1,341,839
Cash paid to employees	(694,750)	(636,813)
Cash paid to suppliers	<u>(470,809)</u>	<u>(303,355)</u>
Net cash provided by operating activities	<u>268,947</u>	<u>401,671</u>
CASH FLOWS FROM INVESTING ACTIVITIES		
Interest income	<u>4,661</u>	<u>3,932</u>
CASH FLOWS FROM CAPITAL AND RELATED FINANCIAL ACTIVITIES		
Acquisition and construction of capital assets	(6,980)	(518,689)
Cash received from capital grant	-	479,961
Change in construction in progress	(197,944)	(130,812)
Payments on long-term debt	(79,952)	(430,703)
Interest paid on long-term debt	<u>(11,384)</u>	<u>(29,101)</u>
Net cash used by capital and related financial activities	<u>(296,260)</u>	<u>(629,344)</u>
Decrease in cash and cash equivalents	(22,652)	(223,741)
Cash and cash equivalents, beginning of year	<u>2,011,831</u>	<u>2,235,572</u>
Cash and cash equivalents, end of year	<u>\$ 1,989,179</u>	<u>\$ 2,011,831</u>
RECONCILIATION OF NET OPERATING INCOME TO NET CASH PROVIDED BY OPERATING ACTIVITIES		
Net operating income	<u>\$ 66,805</u>	<u>\$ 629,014</u>
Depreciation	233,838	256,922
Grant income reported as capital and related financial activities	-	(479,961)
Changes in assets and liabilities:		
Accounts receivable	(8,548)	15,094
Prepaid expenses	4,211	8,143
Deferred outflows of resources - pension plan	(11,878)	(40,778)
Accounts payable and accrued expenses	3,841	14,026
Accrued salaries and vacation	9,023	(2,410)
Net pension liability and deferred outflows of resources pension plan	<u>(28,345)</u>	<u>1,621</u>
Total adjustments	<u>202,142</u>	<u>(227,343)</u>
Net cash provided by operating activities	<u>\$ 268,947</u>	<u>\$ 401,671</u>

The accompanying notes are an integral part of these financial statements.

BOLINAS COMMUNITY PUBLIC UTILITY DISTRICT
(A California Public Utility District)

NOTES TO FINANCIAL STATEMENTS
For the years ended June 30, 2016 and 2015

NOTE 1 ORGANIZATION AND SUMMARY OF SIGNIFICANT ACCOUNTING POLICIES

Organization and Description of District - The Bolinas Community Public Utility District (the District) was organized in 1967 by taxpayers and residents of the District pursuant to the Health and Safety Code of the State of California. Its function is to provide water and sewer service to the community and maintain programs to fulfill this obligation. Members of the board of directors are elected to four year terms and serve as the District's local governing body. The District is subject to the laws, regulations and guidelines as set forth by the State Controller's Office. Major sources of revenue for the District include water and sewer service charges and property taxes.

The Reporting Entity - The financial statements consist of the District's proprietary enterprise fund, which consists of the maintenance, operation and expansion of the water and sewer public utility system. These services are proprietary in nature and are maintained as an enterprise fund. Enterprise Funds are used to account for operations (a) that are financed and operated in a manner similar to private business enterprises, where the intent of the governing body is that the costs of providing goods or services to the general public on a continuing basis be financed or recovered primarily through user charges or (b) where the governing body has decided that periodic determination of revenues earned, expenses incurred, and/or net income is appropriate for capital maintenance, public policy, management control, accountability, or other purposes.

Basis of Accounting - The proprietary enterprise fund financial statements required by GASB No. 34 are reported using the "*flow of economic resources*" measurement focus and the accrual basis of accounting. Accordingly, all of the District's assets and liabilities, including capital assets and long-term liabilities, are included in the accompanying Statements of Financial Position. The Statements of Revenues, Expenses, and Net Position presents changes in fund equity. Under the accrual basis of accounting, revenues are recognized in the period in which they are earned, while expenses are recognized in the period in which the liability is incurred.

Net Position -The proprietary enterprise fund financial statements utilize a net position presentation. Net position categories are as follows:

- Net Investment in Capital Assets - This component of net position consists of capital assets, net of accumulated depreciation and reduced by any debt outstanding against the acquisition, construction or improvement of those assets.
- Restricted Net Position - This component of net position consists of amounts with constraints placed on net position use by creditors, grantors, contributors, or laws or regulations of other governments or constraints imposed by law through constitutional provisions or enabling legislation.
- Unrestricted Net Position - This component of net position consist of net positions that do not meet the definition of restricted or net investment in capital assets. This may include amounts Board-designated to be reported as being held for a particular purpose.

BOLINAS COMMUNITY PUBLIC UTILITY DISTRICT
(A California Public Utility District)

NOTES TO FINANCIAL STATEMENTS
For the years ended June 30, 2016 and 2015

NOTE 1 ORGANIZATION AND SUMMARY OF SIGNIFICANT ACCOUNTING POLICIES
(Continued)

Budgets and Budgetary Accounting - The District adopts an annual budget for the Enterprise Fund. The budget for the Enterprise Fund is adopted under a basis consistent with GAAP, except that depreciation, certain capital expense, and non-operating income and expense items are not considered.

Accounts Receivable - The District bills the local residents for water usage on a quarterly basis and bills for resource recovery revenue on a monthly basis. Water customers delinquent for over one billing period receive shut-off notices and face discontinuance of their services. The District has also billed for the reimbursement of a portion of capital project work directly benefitting certain projects and individuals. Management believes all amounts are collectible and, accordingly, there is no provision for uncollectible accounts reflected herein.

Capital Assets - Capital assets in excess of \$2,000 are stated at cost of acquisition. Significant improvements or betterments to existing assets are capitalized; maintenance and repairs that do not extend the useful lives of the assets are charged to operations. Costs incurred during the construction phase of a project, including interest paid, are included in the construction in progress account and upon completion of the project are transferred to capital assets.

Depreciation of capital assets is charged as an expense against operations each year and the total amount of depreciation taken over the years, accumulated depreciation, is reported on the Statements of Net Position - Proprietary Enterprise Fund as a reduction in the book value of capital assets. Depreciation is charged as an operating expense on the Statements of Revenue, Expenses and Net Position - Proprietary Enterprise Fund.

Cash and Cash Equivalents - Cash is defined as cash in demand deposit accounts as well as cash on hand. Cash equivalents are short term, highly liquid investments that are readily convertible to known amounts of cash and investments so near their maturity that the risk of changes in value due to changes in interest rates is negligible. These are generally investments with maturity dates within three months of the acquisition date.

Limited Risk Pooled Self-Insurance - The District is a member of the Association of California Water Agencies/Joint Powers Insurance Authority. Through this Association the District has acquired liability, public officials' liability, property and workers' compensation insurance of which the first layer of coverage is pooled self-insurance. All claims above the first layer are covered by Joint Powers acquired insurance policies and the District's liability is limited to the premiums paid out plus a self-insured retention which is similar to a deductible.

Estimates - The preparation of financial statements in conformity with generally accepted accounting principles requires management to make estimates and assumptions that affect certain reported amounts and disclosures. Accordingly, actual results could differ from those estimates.

BOLINAS COMMUNITY PUBLIC UTILITY DISTRICT
(A California Public Utility District)

NOTES TO FINANCIAL STATEMENTS
For the years ended June 30, 2016 and 2015

NOTE 1 ORGANIZATION AND SUMMARY OF SIGNIFICANT ACCOUNTING POLICIES
(Continued)

Pensions - For purposes of measuring the net pension liability and deferred outflows/inflows of resources related to pensions, and pension expense, information about the fiduciary net position of the Bolinas Community Public Utility District's California Public Employees' Retirement System (CalPERS) plan (Plan) and additions to/deductions from the Plan's fiduciary net position have been determined on the same basis as they are reported by CalPERS. For this purpose, benefit payments (including refunds of employee contributions) are recognized when due and payable in accordance with the benefit terms. Investments are reported at fair value.

Subsequent Events - Subsequent events have been evaluated through January 26, 2017, which is the date the financial statements were available to be issued.

NOTE 2 CASH, CASH EQUIVALENTS, AND INVESTMENTS

The District maintains a fiscal services and deposit account with California Bank and Trust, several money market and checking accounts with the Bank of Marin, an account with Local Agency Investment Fund, and all other funds are on deposit with the County of Marin investment pool, which is entirely insured or collateralized by the custodial bank with pooled securities designating the County of Marin as beneficiary in case of default. Cash and investments with the County Treasurer are invested pursuant to investment policy guidelines established by the County Treasurer. The objectives of the policy are, in order of priority, legality of investment, safety of principal, liquidity and yield. The Marin County Treasurer's Pool is not SEC-registered, but is invested in accordance with California State Government Code, and the Marin County Treasurer's Investment Policy. California State Government Code requires the formation of an Investment Oversight Committee, which is charged with overseeing activity in the pool for compliance to policy and code requirements. To this end, the Oversight Committee reviews the monthly investment report prior to presentation to the Board of Supervisors and causes an audit of investments to occur annually. Additionally, the Investment Pool is rated by Fitch Ratings and has a "AAA/VI+" rating.

All pooled cash is entirely collateralized. The County of Marin's investment pool consists of Treasury Bills, Federal Agency Securities, Negotiable Certificates of Deposit, Bankers Acceptances, and Commercial Paper. There are no repurchase agreements, investments in foreign currency, or derivative financial products.

BOLINAS COMMUNITY PUBLIC UTILITY DISTRICT
(A California Public Utility District)

NOTES TO FINANCIAL STATEMENTS
For the years ended June 30, 2016 and 2015

NOTE 2 CASH, CASH EQUIVALENTS, AND INVESTMENTS (Continued)

These funds have been segregated into various accounts and, at June 30, 2016 and 2015, the balances were as follows:

	2016	2015
General operating fund	\$ 142,538	\$ 80,068
Investment fund	2,803	2,797
Bond and loan redemption funds	1,669	1,453
Designated reserve fund	713,442	729,170
FEMA flood repair fund	76	76
Total cash held by County	860,528	813,564
CDPH loan reserve	30,448	3,322
Other cash accounts	649,107	398,445
LAIF reserve funds	449,096	796,500
Total cash, cash equivalents, and investments	\$ 1,989,179	\$ 2,011,831

Cash deposits held at financial institutions can be categorized according to three levels of risk:

- 1) Deposits which are insured or collateralized with securities held by the District or by its agent in the District's name.
- 2) Deposits which are collateralized with securities held by the pledging financial institution's trust department or agent in the District's name.
- 3) Deposits which are not collateralized or insured.

Based on these three levels of risk, all of the District's cash deposits are classified as Category 1.

NOTE 3 CAPITAL ASSETS

Capital assets consisted of the following at June 30, 2016:

	Non- Depreciable Capital Assets	Depreciable Capital Assets		
	Land	Building and System Equipment	Vehicles and Other Equipment	Total
Capital assets, at cost				
Balance, June 30, 2014	\$ 328,006	\$ 9,111,064	\$ 404,262	\$ 9,843,332
Additions	-	517,194	1,495	518,689
Balance, June 30, 2015	328,006	9,628,258	405,757	10,362,021
Additions	-	-	6,980	6,980
Balance, June 30, 2016	328,006	9,628,258	412,737	10,369,001

BOLINAS COMMUNITY PUBLIC UTILITY DISTRICT
(A California Public Utility District)

NOTES TO FINANCIAL STATEMENTS
For the years ended June 30, 2016 and 2015

NOTE 3 CAPITAL ASSETS (Continued)

	Non- Depreciable Capital Assets	<u>Depreciable</u> Building and System Equipment	<u>Capital Assets</u> Vehicles and Other Equipment	<u>Total</u>
<u>Accumulated depreciation</u>				
Balance, June 30, 2014	-	5,280,757	240,527	5,521,284
Depreciation expense	-	236,344	20,578	256,922
Balance, June 30, 2015	-	5,517,101	261,105	5,778,206
Depreciation expense	-	213,517	20,321	233,838
Balance, June 30, 2016	-	5,730,618	281,426	6,012,044
Capital assets, net	<u>\$ 328,006</u>	<u>\$ 3,897,640</u>	<u>\$ 131,311</u>	<u>\$ 4,356,957</u>

The District has commenced multi-year plans to replace all of the District's water hydrants on its distribution system. It will continue to work on the Chlorine Disinfection Byproduct Reduction Project and the Wharf Road Lift Station Pump Replacement Project. As of June 30, 2016 and 2015, \$500,063 and \$302,119, respectively, had been expended on these and other capital projects in process. It is impracticable to estimate the total costs of these projects, and no amounts have been accrued for future construction and project costs.

NOTE 4 PENSION PLAN

A. General Information about the Pension Plans

Plan Descriptions - All qualified permanent and probationary employees are eligible to participate in the District's Miscellaneous Employee Pension Plan, cost-sharing multiple employer defined benefit pension plan administered by the California Public Employees' Retirement System (CalPERS). Benefit provisions under the Plan are established by State statute and Local Government resolution. CalPERS issues publicly available reports that include a full description of the pension plan regarding benefit provisions, assumptions and membership information that can be found on the CalPERS website.

Benefits Provided - CalPERS provides service retirement and disability benefits, annual cost of living adjustments and death benefits to plan members, who must be public employees and beneficiaries. Benefits are based on years of credited service, equal to one year of full time employment. Members with five years of total service are eligible to retire at age 50 with statutorily reduced benefits. All members are eligible for non-duty disability benefits after 10 years of service. The death benefit is one of the following: the Basic Death Benefit, the 1957 Survivor Benefit, or the Optional Settlement 2W Death Benefit. The cost of living adjustments for the plan are applied as specified by the Public Employees' Retirement Law.

BOLINAS COMMUNITY PUBLIC UTILITY DISTRICT
(A California Public Utility District)

NOTES TO FINANCIAL STATEMENTS
For the years ended June 30, 2016 and 2015

NOTE 4 PENSION PLAN (Continued)

The Plan's provisions and benefits in effect at June 30, 2016, are summarized as follows:

	Miscellaneous	
	Prior to January 1, 2013	On or after January 1, 2013
Hire date		
Benefit formula	2% @ 60	2% @ 62
Benefit vesting schedule	5 years service	5 years service
Benefit payments	Monthly for life	
Retirement age	60	62
Monthly benefits, as a % of eligible compensation	2%	2%
Required employee contribution rates	7%	6.25%
Required employer contribution rates	7.159%	6.555%

Contributions - Section 20814(c) of the California Public Employees' Retirement Law requires that the employer contribution rates for all public employers be determined on an annual basis by the actuary and shall be effective on the July 1 following notice of a change in the rate. Funding contributions for the Plan is determined annually on an actuarial basis as of June 30 by CalPERS. The actuarially determined rate is the estimated amount necessary to finance the costs of benefits earned by employees during the year, with an additional amount to finance any unfunded accrued liability. The District is required to contribute the difference between the actuarially determined rate and the contribution rate of employees.

For the year ended June 30, 2016, the contributions recognized as part of pension expense for the Plan were as follows:

	Miscellaneous
Contributions - employer	\$ 50,081
Contributions - employee paid by employer	\$ -

B. Pension Liabilities, Pension Expenses and Deferred Outflows/Inflows of Resources Related to Pension

As of June 30, 2016, the District reported net pension liabilities for its proportionate shares of the net pension liability of the Plan as follows:

	Proportionate Share of Net Pension Liability
Miscellaneous	\$ 411,538
Total net pension liability	\$ 411,538

BOLINAS COMMUNITY PUBLIC UTILITY DISTRICT
(A California Public Utility District)

NOTES TO FINANCIAL STATEMENTS
For the years ended June 30, 2016 and 2015

NOTE 4 PENSION PLAN (Continued)

The District's net pension liability for the Plan is measured as the proportionate share of the net pension liability. The net pension liability of the Plan is measured as of June 30, 2015, and the total pension liability for the Plan used to calculate the net pension liability was determined by an actuarial valuation as of June 30, 2014, rolled forward to June 30, 2015, using standard update procedures. The District's proportion of the net pension liability was based on a projection of the District's long-term share of contributions to the pension plans relative to the projected contributions of all participating employers, actuarially determined. The District's proportionate share of the net pension liability for the Plan as of June 30, 2015, was as follows:

	Miscellaneous
Proportion, June 30, 2015	0.018313%
Proportion, June 30, 2014	0.00763%
Change - Increase (Decrease)	0.010683%

For the year ended June 30, 2016, the District recognized pension expense of \$9,857. At June 30, 2016, the District reported deferred outflows of resources and deferred inflows of resources related to pension from the following sources:

	Deferred Outflows of Resources	Deferred Inflows of Resources
Pension contributions subsequent to measurement date	\$ 50,081	\$ -
Differences between actual and expected experience	2,575	-
Changes in assumptions*	-	(24,372)
Change in employer's proportion and differences between the employer's contributions and the employer's proportionate share of contributions	-	(16,273)
Adjustments due to differences in proportions	-	(81,736)
Net differences between projected and actual earnings on plan investments	-	(12,218)
Total	\$ 52,656	\$ (134,599)

* Changes of Assumptions: The discount rate was changed from 7.5% (net of administrative expense) to 7.65% to correct for an adjustment to exclude administrative expense.

\$50,081 reported as deferred outflows of resources related to contributions subsequent to the measurement date will be recognized as a reduction of the net pension liability in the year ended June 30, 2017. Other amounts reported as deferred outflows of resources and deferred inflows of resources related to pension will be recognized as pension expense as follows:

Year ending June 30,	
2017	\$ (43,282)
2018	(43,282)
2019	(37,444)
2020	(8,016)
	\$ (132,024)

BOLINAS COMMUNITY PUBLIC UTILITY DISTRICT
(A California Public Utility District)

NOTES TO FINANCIAL STATEMENTS
For the years ended June 30, 2016 and 2015

NOTE 4 PENSION PLAN (Continued)

Actuarial Assumptions - The total pension liabilities for fiscal year 2014-2015 were derived from the June 30, 2012 funding valuation report and were determined using the following actuarial assumptions:

	<u>Miscellaneous</u>
Valuation date	June 30, 2014
Measurement date	June 30, 2015
Actuarial cost method	Entry-Age Normal Cost Method
 Actuarial assumptions:	
Discount rate	7.65%
Inflation	2.75%
Payroll growth	3%
Projected salary increase	(1)
Investment rate of return	7.5% (2)
Mortality	(3)

- (1) Varies by entry age and service
- (2) Net of pension plan investment expenses, including inflation
- (3) Derived using CalPERS membership data

The underlying mortality assumptions and all other actuarial assumptions used in the valuation were based on the results of a 2010 CalPERS Experience Study for the period 1997 to 2007. Further details of the Experience Study can be found on the CalPERS website.

Discount Rate - The discount rate used to measure the total pension liability was 7.65% for the Plan. To determine whether the municipal bond rate should be used in the calculation of a discount rate for each plan, CalPERS stress tested plans that would most likely result in a discount rate that would be different from the actuarially assumed discount rate. Based on the testing, none of the tested plans run out of assets. Therefore, the current 7.65 percent discount rate is adequate and the use of the municipal bond rate calculation is not necessary. The long term expected discount rate of 7.65 percent will be applied to all plans in the Public Employees Retirement Fund (PERF). The stress test results are presented in a detailed report that can be obtained from the CalPERS website.

According to Paragraph 30 of Statement 68, the long-term discount rate should be determined without reduction for pension plan administrative expense. The 7.65 percent investment return assumption used in this accounting valuation excludes administrative expenses. Administrative expenses are assumed to be 15 basis points. An investment return including administrative expenses would have been 7.5 percent.

BOLINAS COMMUNITY PUBLIC UTILITY DISTRICT
(A California Public Utility District)

NOTES TO FINANCIAL STATEMENTS
For the years ended June 30, 2016 and 2015

NOTE 4 PENSION PLAN (Continued)

CalPERS is scheduled to review all actuarial assumptions as part of its regular Asset Liability Management (ALM) review cycle that is scheduled to be completed in February 2018. Any changes to the discount rate will require Board action and proper stakeholder outreach. For these reasons, CalPERS expects to continue using a discount rate net of administrative expenses for GASB 67 and 68 calculations through at least the 2017-18 fiscal year. CalPERS will continue to check the materiality of the difference in calculation until such time as we have changed our methodology.

The long-term expected rate of return on pension plan investments was determined using a building-block method in which best-estimate ranges of expected future real rates of return (expected returns, net of pension plan investment expense and inflation) are developed for each major asset class.

In determining the long-term expected rate of return, CalPERS took into account both short-term and long-term market return expectations as well as the expected pension fund cash flows. Using historical returns of all the funds' asset classes, expected compound (geometric) returns were calculated over the short-term (first 10 years) and the long-term (11-60 years) using a building-block approach. Using the expected nominal returns for both short-term and long-term, the present value of benefits was calculated for each fund. The expected rate of return was set by calculating the single equivalent expected return that arrived at the same present value of benefits for cash flows as the one calculated using both short-term and long-term returns. The expected rate of return was then set equivalent to the single equivalent rate calculated above and rounded down to the nearest one quarter of one percent.

The table below reflects the long-term expected real rate of return by asset class. The rate of return was calculated using the capital market assumptions applied to determine the discount rate and asset allocation. These rates of return are net of administrative expenses.

<u>Asset Class</u>	<u>New Strategic Allocation</u>	<u>Real Return Years 1-10 (a)</u>	<u>Real Return Years 11+ (b)</u>
Global Equity	47.0%	5.25%	5.71%
Global Fixed Income	19.0%	0.99%	2.43%
Inflation Sensitive	6.0%	0.45%	3.36%
Private Equity	12.0%	6.83%	6.95%
Real Estate	11.0%	4.50%	5.13%
Infrastructure and Forestland	3.0%	4.50%	5.09%
Liquidity	2.0%	-0.55%	-1.05%
Total	<u>100%</u>		

- (a) An expected inflation of 2.5% used for this period.
- (b) An expected inflation of 3.0% used for this period.

BOLINAS COMMUNITY PUBLIC UTILITY DISTRICT
(A California Public Utility District)

NOTES TO FINANCIAL STATEMENTS
For the years ended June 30, 2016 and 2015

NOTE 4 PENSION PLAN (Continued)

Sensitivity of the Proportionate Share of the Net Pension Liability to Changes in the Discount Rate - The following presents the District's proportionate share of the net pension liability for the Plan, calculated using the discount rate for the Plan, as well as what the District's proportionate share of the net pension liability would be if it were calculated using a discount rate that is 1 percentage point lower or 1 percentage point higher than the current rate:

	<u>Miscellaneous</u>
1% Decrease	6.65%
Net Pension Liability	<u>\$ 690,178</u>
Current Discount Rate	7.65%
Net Pension Liability	<u>\$ 411,538</u>
1% Increase	8.65%
Net Pension Liability	<u>\$ 181,488</u>

Pension Plan Fiduciary Net Position - Detailed information about the pension plan's fiduciary net position is available in the separately issued CalPERS financial reports.

E. Payable to the Pension Plan

At June 30, 2016, the District reported no amounts payable for the outstanding amount of contributions to the pension plan required for the year ended June 30, 2016.

NOTE 5 BOND INDEBTEDNESS

On August 1, 2008, the District received funds from Municipal Finance Corporation for two issuances of Clean Renewable Energy Bonds (CREBs). These funds were used for the purchase and installation of solar arrays at the District's water treatment plant and at the wastewater treatment facility. The loan agreements require annual installment payments of principal-only beginning December 16, 2008, with the last payment due August 1, 2023.

The District's outstanding bond debt as of June 30, 2016, consisted of the following:

	Current Portion	Long-term Portion	Total
5% General obligation, water bonds; issued 1978, maturing 2018, principal reduction and interest paid annually.	\$ 8,000	\$ 8,000	\$ 16,000

BOLINAS COMMUNITY PUBLIC UTILITY DISTRICT
(A California Public Utility District)

NOTES TO FINANCIAL STATEMENTS
For the years ended June 30, 2016 and 2015

NOTE 5 BOND INDEBTEDNESS (Continued)

	Current Portion	Long-term Portion	Total
CREBs wastewater project interest-free bonds, issued 2008, maturing 2023, principal reduction in the amount of \$14,125 paid annually.	14,125	98,875	113,000
CREBs water treatment interest-free bonds, issued 2008, maturing 2023, principal reduction in the amount of \$37,813 paid annually.	37,814	264,685	302,499
	\$ 59,939	\$ 371,560	\$ 431,499

Principal payments on the bonds for the succeeding five years and thereafter are as follows:

Year ending June 30,			
2017	\$		59,939
2018			59,938
2019			51,938
2020			51,938
2021			51,938
Thereafter			155,808
			\$ 431,499

The annual debt service on the general obligation bonds is funded through an annual county-wide tax levy. The annual debt service on the CREBs bonds is funded through savings in power costs.

BOLINAS COMMUNITY PUBLIC UTILITY DISTRICT
(A California Public Utility District)

NOTES TO FINANCIAL STATEMENTS
For the years ended June 30, 2016 and 2015

NOTE 6 LONG-TERM DEBT

The District's long-term debt as of June 30, 2016, consisted of the following:

	Current Portion	Long-Term Portion	Total
California Department of Public Health (CDPH) loan approved for a maximum amount of \$485,000. The loan funds are part of the Safe Drinking Water State Revolving Fund, and were used to pay for one of the District's water construction projects. Interest is 2.3035% per annum; interest-only payments began after payment of the first claim by CDPH to the District. Semi-annual principal and interest payments of \$15,200 began upon completion of the project in July 2014 and will be due in semiannual payments for 20 years.	<u>\$ 20,479</u>	<u>\$ 415,330</u>	<u>\$ 435,809</u>

The following is a schedule of the maturities of the notes payable for the succeeding five years and thereafter:

<u>Year ending June 30,</u>		
2017	\$	20,479
2018		20,715
2019		21,195
2020		21,686
2021		22,443
Thereafter		329,291
	<u>\$</u>	<u>435,809</u>

NOTE 7 PROPERTY TAXES

Property taxes are assessed, collected and distributed by the County of Marin in accordance with legislation. Secured property taxes are attached as an enforceable lien on real property located in the County of Marin as of March 1. Secured property taxes are levied each November 1 on the assessed value of the real property as of prior March 1. Taxes are due in two equal installments on December 10 and April 10 following the levy date.

Under California law, secured property taxes are assessed and collected by the counties at up to 1% of assessed value, plus other increases approved by the voters. The property taxes are pooled and then allocated to the District based upon complex formulas.

BOLINAS COMMUNITY PUBLIC UTILITY DISTRICT
(A California Public Utility District)

NOTES TO FINANCIAL STATEMENTS
For the years ended June 30, 2016 and 2015

NOTE 7 PROPERTY TAXES (Continued)

Unsecured property taxes are levied throughout the year beginning March 1 on the assessed value of personal property as of March 1. For unsecured property tax bills issued between March 1 and June 30, the amount is payable by August 31. For unsecured property tax bills issued after June 30, the amount of the tax is due 30 days after the bill is issued, but no later than February 28/29.

Special assessment charges are incorporated on the property tax bill, and therefore are attached as an enforceable lien on real property located within the District. Special assessment charges are due in two installments on December 10 and April 10 following the assessment date. The special assessments are collected and distributed to the District by the County of Marin.

Effective July 1, 1993, the District, in addition to other districts, entered into an agreement (hereafter known as the "Teeter Plan") with the County of Marin whereby the County agreed to purchase without recourse all previously outstanding (net of all adjustments) secured delinquent property tax and special assessment receivables, penalties and interest of the districts as of June 30, 1993. Additionally, the County agreed to advance each district its share of the annual gross levy of secured property taxes and special assessments (net of adjustments) billed through the County's Tax Collector for the fiscal year ended June 30, 1996, and for each subsequent fiscal year of the agreement. In consideration, the District gives the County of Marin its right to penalties and interest on delinquent property tax receivables and actual proceeds collected. This agreement is still operational as of the fiscal year ended June 30, 2016.

NOTE 8 OTHER REVENUE

Other revenue consisted of the following for the years ended June 30, 2016 and 2015:

	2016	2015
Rental income	\$ 5,820	\$ 5,760
Mesa Park funding	-	25,200
Other	22,470	14,265
	\$ 28,290	\$ 45,225

NOTE 9 PRIOR PERIOD ADJUSTMENT

In June 2012 the Governmental Accounting Standards Board (GASB) issued GASB Statement No. 68, *Accounting and Financial Reporting for Pensions*, to revise and establish new financial reporting requirements for most governments that provide their employees with pension benefits. The new standard is effective for the year ended June 30, 2015.

As a result of the implementation of this new accounting pronouncement, a prior period adjustment of \$572,861 was recorded, reducing the total net position as of June 30, 2014.

BOLINAS COMMUNITY PUBLIC UTILITY DISTRICT
(A California Public Utility District)

NOTES TO FINANCIAL STATEMENTS
For the years ended June 30, 2016 and 2015

NOTE 10 RELATED PARTY TRANSACTIONS

During the years ended June 30, 2016 and 2015, the District paid the members of the Board of Directors a monthly Directors' fee. For each of the years ended June 30, 2016 and 2015, \$15,000 was paid in Directors' fees.

NOTE 11 DEFERRED COMPENSATION PLAN

The District provides a deferred compensation plan (the "Plan") according to Internal Revenue Code Section 457. The Plan is available to all employees and permits the deferral of a portion of the participating employees' salaries. Deferred amounts may not be withdrawn until termination, retirement, death or unforeseeable emergency. Prior to August 20, 1996, the assets of the Plan were owned by the District and were subject to claims from general creditors. On August 20, 1996, President Clinton signed into law changes affecting Internal Revenue Code Section 457. New plans, which have been amended to comply with the new provisions, require the plans to hold the assets in trust for the exclusive benefit of the participant and their beneficiaries. The District has an obligation to ensure that the Plan's funds are prudently managed and invested. Participating employees may direct Plan investments to several categories of investment mutual funds provided by the Plan's trustee. Since the assets of the Plan are no longer available to general creditors, the respective assets and liabilities have been removed from these financial statements.

NOTE 12 CONTINGENCIES AND COMMITMENT

As of June 30, 2016, the District had exceeded the Federal Depository Insurance Corporation limit cash limit of \$250,000 on its depository accounts. At June 30, 2016, the District had approximately \$418,000 on deposit in excess of federally insured limits.

NOTE 13 SUBSEQUENT EVENT, EQUIPMENT LEASE

In August 2016, the District leased office equipment under a non-cancellable operating lease. The lease calls for 60 monthly minimum payments of \$160, plus usage charges and is scheduled to mature August 2021.

The estimated future minimum payments for the long-term lease for the current and succeeding years are as follows:

Year ending <u>June 30,</u>	
2017	\$ 1,600
2018	1,920
2019	1,920
2020	1,920
2021	1,920
2022	<u>320</u>
	<u>\$ 9,600</u>

SUPPLEMENTARY INFORMATION

BOLINAS COMMUNITY PUBLIC UTILITY DISTRICT
(A California Public Utility District)

SCHEDULE OF DISTRICT'S PROPORTIONATE SHARE OF THE NET PENSION LIABILITY
As of June 30, 2015
Last 10 Years*

	2016	2015
Proportion of the net pension liability	0.018313%	0.00763%
Proportionate share of the net pension liability	\$411,538	\$ 474,834
Covered - employee payroll	\$404,341	\$ 412,174
Proportionate Share of the net pension liability as percentage of covered-employee payroll	101.78%	115.20%
Plan's fiduciary net position	\$2,086,264	\$1,934,300
Plan fiduciary net position as a percentage of the total pension liability	83.52%	80.29%

* Fiscal year 2015 was the 1st year of implementation; therefore only two years are shown

BOLINAS COMMUNITY PUBLIC UTILITY DISTRICT
(A California Public Utility District)

SCHEDULE OF PENSION CONTRIBUTIONS
As of June 30, 2016
Last 10 Years*

	2016	2015
Contractually required contribution (actuarially determined)	\$ 50,081	\$ 42,360
Contributions in relation to the actuarially determined contributions	50,081	42,360
Contribution deficiency (excess)	\$ -	\$ -
 Covered-employee payroll	 \$ 404,341	 \$ 412,174
 Contributions as a percentage of covered-employee payroll	 12.39%	 10.28%

Notes to Schedule

Valuation date 6/30/2013

Methods and assumptions used to determine contribution rates:

Single and Agent Employers Example	Entry age
Amortization method	Level percentage of payroll, closed
Remaining amortization period	5 years
Asset valuation method	5-year straight-line
Inflation	2.75%
Salary increases	Varies by entry age and service
Investment rate of return	7.75%, net of pension plan investment expense, including inflation
Retirement age	50-63
Mortality	Derived from CalPERS' Membership Data

* Fiscal year 2015 was the 1st year of implementation; therefore only two years are shown